

圖號 DRAWING No. :FP3SP-2

校訂版次 REVISIONS

品名 NAME:Stripping Quick Splice

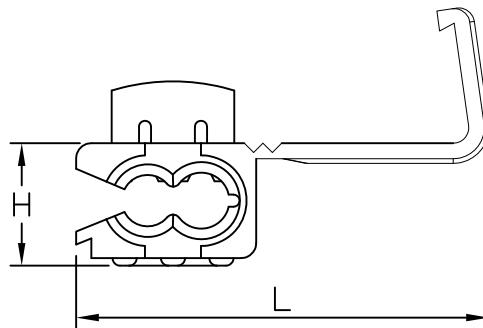
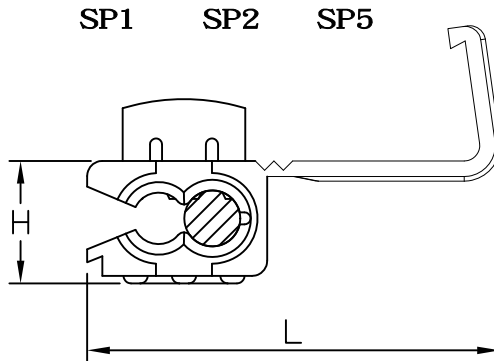
版次	記述 DESCRIPTION	DATE	核可
1	修改敘述	105/02/02	ANDY
2	修改圖面	107/02/07	ANDY

MAXIMUM ELECTRIC CURRENT

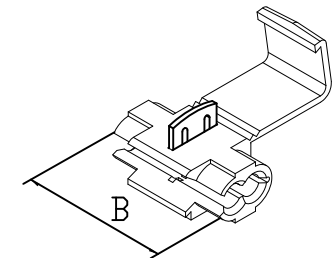
A. W. G	22	20	18	16	14	12	10
MAX AMP	3	4	7	10	15	20	24

NOTE:

1. MAXIMUM ELECTRICAL RATING:105°C 600 VOLTS
2. WIRE RANGE:22-18 AWG / 0.5-1.0 mm²
INSULATED COLOR:RED
3. WIRE RANGE:18-14 AWG / 1.5-2.5 mm²
INSULATED COLOR:BLUE
4. WIRE RANGE:18-14 AWG / 1.5-2.5 mm²
INSULATED COLOR:WHITE
5. WIRE RANGE:12-10 AWG / 4-6 mm²
INSULATED COLOR:YELLOW
6. MATERIAL THICKNESS:t
TOLERANCE:±0.05



SP2-W



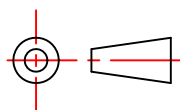
WIRE RANGE AWG/mm ²	產品編號 ITEM NO.	B ±0.60	H ±0.60	L ±1.00	t
22-18 AWG 0.5-1.0 mm ²	SP1	20.0	8.0	26.8	0.8
18-14 AWG 1.5-2.5 mm ²	SP2	20.0	8.0	26.8	0.8
	SP2-W	20.0	8.0	26.8	0.8
	SP2-D	20.0	8.0	26.8	0.8
12-10 AWG 4-6 mm ²	SP5	20.0	11.0	35.0	0.9



認可 APPROVALS

製圖 DRAFT:	TINA
設計 DESIGN:	KEN
核可 CHECKED:	ANDY

第三視角
THIRD VIEW



MATERIAL

INSULATION:PP
MATERIAL:BRASS
TIN PLATING

單位UNIT

m/m
比例SCALE



集勝端子股份有限公司
JEESON TERMINALS Co., LTD

日期 DATE:2015.01.05